





Phonics, Reading and Writing



To learn to read children need to:



-  be able to talk about pictures
-  know the sounds made by single letters and pairs of letters
-  be able to join sounds together to make words
-  Learn to read words that cannot be sounded out.



Phonics



Phase 1 - Listening and playing with sounds

Phase 2 - single sounds, word building, writing simple words

Phase 3 - complete single sounds, introduce diagraphs, continue word building writing.

Phase 4 - blending sounds at the beginning and end of words

Phase 5 - alternative patterns

Phase 1 Phonics



- Listening and discriminating between sounds
- Body percussion
- Rhythm and rhyme
- Alliteration
- Voice sounds
- Oral blending and segmenting

Phase 2 Letter Sounds




s a t p
i n m d
g o c k
ck e u r
h b f, ff l, ll ss


Phase 2




- Tricky Words and High Frequency words - I, the, to, no, go, into, and
- Blending for reading
Segmenting for spelling
Simple CVC words




a t
at




d o g dog
n a p nap
d u c k duck



s	u	n
---	---	---



Phase 3 Letter Sounds



j v w y x z

ch sh th ng

ai ee igh oa

oo ar or ur

ow oi ear air ure er

Phase 3



Tricky Words and high frequency words.

Blending for reading

Segmenting for spelling

More complex CVC words

ch i p

chip


c oa t

coat

sh ee p

sheep





Phase 4


No new sounds

Tricky/High frequency words

Blending for reading

Segmenting for spelling

Words with adjacent consonants

Phase 4 

s n a p

snap

Phase 4 

w i n d


wind

Phase 4



c r ee p

creep



p	o	n	d
---	---	---	---

Phase 5




- Alternative spelling patterns (igh, ie, i_e)
- Alternative pronunciations (ow e.g. low, down)
- Tricky words
- Reading and spelling words

ie




b

k



b	i	k	e
---	---	---	---

Learning to read



- Guided Reading sessions in school
- Phonics sessions
- Shared reading of stories in Literacy sessions

Reading at Home



- Reading books will be changed twice weekly (Monday and Thursday)
- Don't just read the words - the discussion about the books and the questions you ask are the most important part
- Word packets - learn the words by sight
- Encourage your child to look at, discuss and read other books at home.

Writing



- Cursive handwriting introduced from the beginning of reception
- Over the year, writing opportunities will increase
- Strength and stamina for writing are key in the first few months of the Reception year.



Two key aspects of writing

Composing

Secretarial



In the classroom

Reading and Writing Foundation Stage



- Daily Phonics
- Finger Gym Activities
- Write Dance
- Shared reading and writing
- Guided Reading
- Writing in the provision areas
- Creative role play and small world play
- Guided writing
- Independent writing tasks (later in the year)